


# Le<sup>©</sup> Trap Gold Pan

3 Times Faster and More Efficient than  
Standard Round Gold Pans

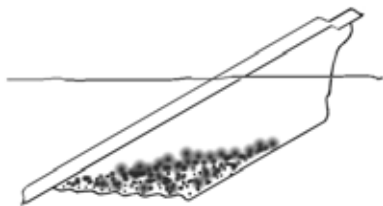



Truly the revolutionary advancement in gold panning equipment. The square pan utilizes the two most important factors in gold recovery; decreasing density and gold's high specific gravity. The riffles of the square pan are set at just the right angle to hold the heavier gold while allowing the lighter sands and gravel to wash out of the pan.



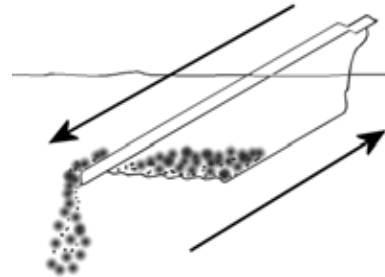
Step 1: Deposit the material in the pan and fill the pan with water so that the material is covered. Work the material with your fingers removing large stones, breaking up clumps of clay and root clusters. Dip the pan in water until the water in the pan is clear.

Step 2: Float the pan and shake it back and forth to allow the gold to settle. Gold is 4 to six times more dense than the rest of the material and will settle to the bottom quickly.



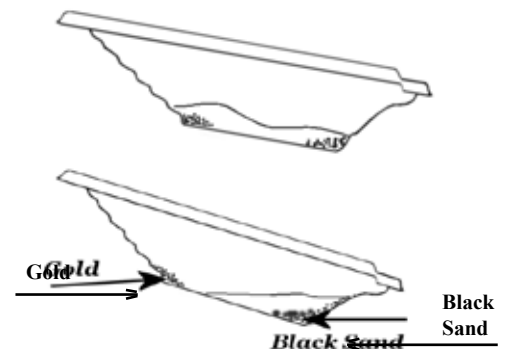
Step 3: Tip the pan to cover the riffles with material. The lighter material will roll forward while the gold and black sand will hang up in the riffles.

Step 4: Dip the into the water a few times to allow the light material on the surface to roll into the water. Repeat steps 2, 3, and 4 increasing the angle until only the black sand and gold remain in the riffles near the bottom of the pan.



Step 5: With only black sand, gold and a small amount of water left in the pan, tilt the pan forward and shake it gently until the black sand and gold settle behind the riffle at the front edge of the pan. Normally you will use about 1 cup of water.

Step 6: Now tilt the pan backwards and rock it gently back to front. A wave of water will roll across the material with each forward tip and will gently wash away a small amount of black sand to the back of the pan when the wave comes back. The gold will remain in the front of the pan as you gently wash the black sand to the back of the pan.



Step 7: Take your snuffer bottle or tweezers and recover the gold.

Le Trap products are manufactured in California by JOBE Outdoor Products.

**JOBE** item #-5084

www.JOBEWholesale.com

13911 Pioneer Rd

Apple Valley, CA 92307

1-866-838-5623

Fax 760-961-8771



Le Trap also manufacturers a revolutionary plastic stream sluice with the same incredible gold recovery as the square pan.